

Site Instructional Summary Report

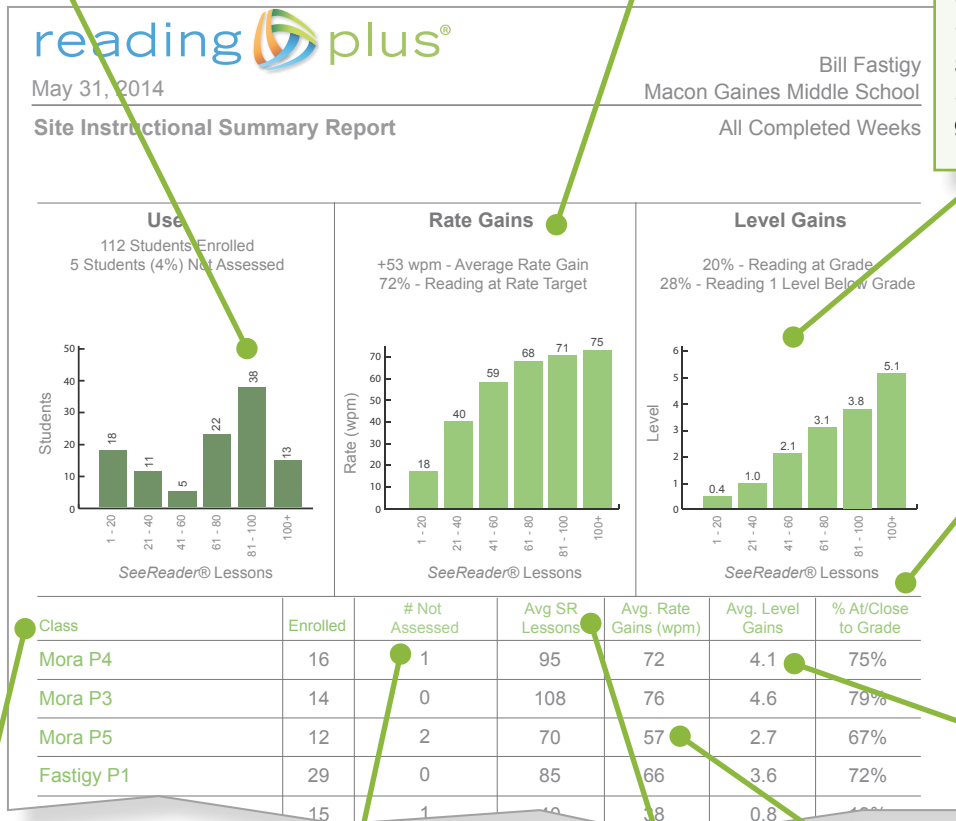
The *Site Instructional Summary Report* makes it easy for you to ensure that students in all *Reading Plus*® classes are completing their weekly assignments and making rate and level gains. The more lessons a student completes, the better the results. For maximum benefits, students should complete at least 100 *SeeReader* lessons.

View how many *SeeReader* lessons students have completed. For example, there are 38 students who have completed 81-100 *SeeReader* lessons.

View the average reading rate gain for all students working in the instructional programs, along with the percentage of students who have attained grade-appropriate reading rate in *SeeReader*.

View overall grade-level gains in *SeeReader*, based on the number of *SeeReader* lessons completed.

Students who complete at least 100 *SeeReader* levels will maximize their grade-level gains.



View the percentage of students who are reading at or above grade level in *SeeReader* and the percentage of students who are reading one level below grade level.

View the average *SeeReader* level gains for each class.

View students' average word-per-minute (wpm) silent reading rate gains.

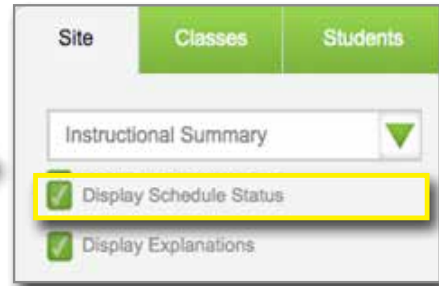
View the average number of *SeeReader* lessons students have completed in each class. Track as each class gets closer to completing 100 or more *SeeReader* lessons.

Click on column headers to sort each column alphabetically or sequentially.

View the number of students who have not yet completed the *InSight* assessment.

Monitor Assignment Completion

To use the *Site Instructional Summary Report* as a monitoring tool, click the *Display Schedule Status* checkbox when you generate the report.

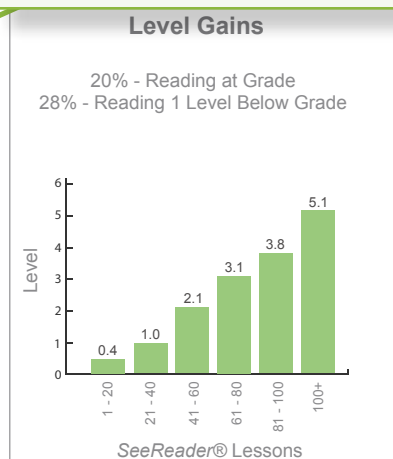
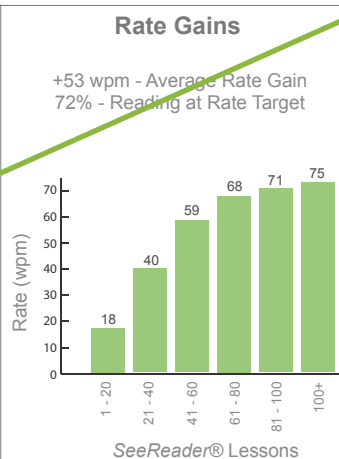
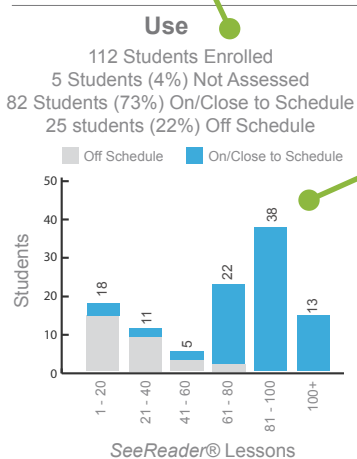


View the number of students enrolled, along with the number and percentage of students who:

- have not completed the initial *InSight* assessment
- are on or close to schedule
- are off schedule



Site Instructional Summary Report



Class	Enrolled	On/Close to Schedule	Avg SR Lessons	Avg. Rate Gains (wpm)	Avg. Level Gains	% At/Close to Grade
Mora P4	16	14	95	72	4.1	75%
Mora P3	14	13	108	76	4.6	79%
Mora P5	12	9	70	70	3.8	70%

Blue indicates students who are on/close to schedule. Students are on/close to schedule if they have completed at least 80% of all assigned *SeeReader* lessons.

Gray indicates students who have not completed at least 80% of assigned *SeeReader* lessons. These students should make up missing *SeeReader* lessons.

View the number of students on or off schedule in each class, along with the proportion of students not yet assessed.

The blue segment displays the number of students who have completed at least 80% of all assigned *SeeReader* lessons.

The gray segment represents the number of students who are off schedule.

The white segment indicates the number of students who have not yet taken the initial *InSight* assessment.

